



JAPAN  
BOWL



THE JAPAN-AMERICA SOCIETY  
OF WASHINGTON DC

2024

National Japan Bowl<sup>®</sup>

# Competition Guide



# Japan Bowl 2024

The Japan-America Society of Washington DC (JASWDC) is pleased to announce that the 32nd National Japan Bowl® will take place at the University of Maryland College Park on April 18th and 19th, 2024.

The Competition Guide is designed to help students and teachers form teams and prepare for the competition. It includes:

- Competitor Eligibility Rules
- General information about format, content, and rules of the National Japan Bowl competition
- Registration Guidelines
- National Japan Bowl Code of Conduct and Honor Pledge
- Study Tips and Sample Questions to help you prepare

For information on the topics to study, please access the Japan Bowl Team Study Guide. If any significant changes are made to the study guide, participants will be updated promptly by the Japan America Society of Washington DC via Guidebook App.

Please direct all inquiries about competition format and rules to the Japan Bowl Team at [japanbowl@jaswdc.org](mailto:japanbowl@jaswdc.org).



**Note:** The Japan Bowl® name is an official trademark and is registered with the US Patent and Trademark Office. The Japan Bowl Official Guide, Team Study Guide, logo, the design of the official mascot "Kanji-kun," and all questions and other materials used in the competition are protected by US copyright law. Permission to use the Japan Bowl name or logo, and to use or adapt the Study Guide or Japan Bowl questions must be obtained from The Japan-America Society of Washington, Inc.

# TABLE OF CONTENTS

1. INTRODUCTION TO THE NATIONAL JAPAN BOWL
2. GOALS OF THE JAPAN BOWL
3. PARTICIPATING IN THE COMPETITION
  - A. FORMING TEAMS
  - B. STUDENT ELIGIBILITY
  - C. CHAPERONES
  - D. OBSERVING THE COMPETITION
  - E. REGISTERING FOR THE COMPETITION
  - F. SCHEDULE OF FEES
  - G. SUBSTITUTION OF STUDENTS AND CHAPERONES
  - H. JAPAN BOWL APP (GUIDEBOOK)
    - I. LODGING AT THE COMPETITION
4. SAMPLE SCHEDULE
5. COMPETITION FORMAT AND RULES
  - A. PRELIMINARY ROUNDS
  - B. CONVERSATIONAL ROUND
  - C. CHAMPIONSHIP ROUND
  - D. GROUNDS FOR DISQUALIFICATION FROM THE COMPETITION
6. APPENDIX
  - A. JAPAN BOWL CODE OF CONDUCT
  - B. STUDY TIPS
  - C. SAMPLE QUESTIONS



# INTRODUCTION TO THE NATIONAL JAPAN BOWL

The Japan Bowl® is a Japanese language quiz bowl competition created in 1992 by the Japan-America Society of Washington DC (JASWDC). In a series of three exciting rounds, the Japan Bowl invites students formally studying Japanese at their high school from all over the United States to Washington DC to put their knowledge of Japanese language, culture, history, and society to the test. It is recognized as the premiere language competition for students studying Japanese in high school.

Students represent their school as part of a 2-3 person team at one of three levels based on their level of study at their high school. Students participate in two preliminary rounds and one conversation round over two days, answering a variety of questions on Japanese language and culture topics provided in the National Japan Bowl Team Study Guide. In addition to the academic competition, students are given opportunities to participate in cultural demonstrations, engage with alumni through panels, learn about study opportunities at American and Japanese universities, and meet other students from across the country who share their passion for the Japanese language and culture.

The competition also serves as a networking opportunity for Japanese language teachers who are invited to sit in on competition rounds and participate in meet-and-greet and networking events with teachers and students from other schools.


When the Japan Bowl was first conceived, studying Japanese at the high school level was rare, but today over 70,000 American high school students are learning Japanese. According to the Japan Foundation, most Japanese language learners in America today are in high school, not college.

From its inception, the Japan Bowl has focused on practical, real-world communications skills, and not textbook learning. It encourages students of Japanese to flex their practical communication skills and go "beyond the language" to learn more about the culture, society, and history of Japan, the country whose language they are studying.

The first Japan Bowl was held in 1993 at George Mason University as a local competition for high schools in the Washington DC area. As the competition grew, so too did its popularity. Soon schools from all over the nation flocked to Washington to participate, earning it the name "National Japan Bowl."

Since 1995, JASWDC has worked with other organizations across America and around the world to establish regional branches of the competition in Michigan, California, Minnesota, Illinois, Wisconsin, and Oregon. Iterations of the competition have even been held globally in Poland, Mexico, Canada, and France. In 2017 the competition was adapted for 1st through 6th grade students as "Junior Japan Bowl" and in 2018 the first America Bowl was held in Japan.


Over the years, The National Japan Bowl has enjoyed support and guidance from the United States-Japan Foundation; the Embassy of Japan in Washington DC; the Japanese Ministry of Foreign Affairs; the Japanese Ministry of Education, Science and Technology; the Japan Foundation; the American Association of Teachers of Japanese (AATJ); universities in Japan and the United States; members of the Japan Commerce Association of Washington DC; and other foundations and private donors.



# GOALS OF THE JAPAN BOWL

Whether it is the National Japan Bowl in Washington, or a Japan Bowl elsewhere in the United States or around the world, the goals of every Japan Bowl are the same:

- To encourage and incentivize students to study Japanese at the high school level and maintain that connection to Japan beyond their high school years.
- To provide students the opportunity to meet peers who share their passion for Japan's language and culture and engage with Japanese culture in ways they may not otherwise be able to.
- To bring together a variety of stakeholders, including government, non-governmental and non-profit organizations, academic institutions, and any others who share an interest in promoting Japanese language education and supporting "the next generation" of leaders in the relationship with Japan.
- To help enable Japanese language education at the high school level in the United States and beyond.



# PARTICIPATING IN THE COMPETITION

The National Japan Bowl is open to full-time high school students who are currently enrolled in Levels II, III, and IV Japanese language classes at a high school in the United States, whether in regular or block schedule classes.

The national championship teams from Mexico and Canada may also join the National Japan Bowl, provided they meet the same eligibility criteria as US teams and students.

\*Teams from Mexico and Canada are not eligible for the championship winners' trip.

## Forming Teams

Students may form teams in one of three levels. These levels are based on the course level, not the number of years that a student has studied Japanese in high school. Students may not participate at a level lower than the course level they take at the school. Students may also not participate in Japan Bowl at the same level more than once.

**The three levels at the National Japan Bowl are:**

- Level II** Students enrolled in second year high school-level Japanese language study
- Level III** Students enrolled in third year high school-level Japanese language study
- Level IV** Students enrolled in fourth or fifth year high school-level Japanese language study or in AP Japanese

Schools may only send one team per level to compete at the National Japan Bowl. Teams can be formed in different ways, whether it is getting a group of friends together or holding try-outs at one's school. Regardless of how they are formed, the teams must be at least two students and no more than three students who are all studying Japanese at the same high school or through the same program.

If Japanese is not offered at a student's high school but a city or county school district offers Japanese classes for academic credit in which students from multiple schools enroll together, whether online or in person, the school district and teacher may form teams to compete in the National Japan Bowl. In such cases, JASWDC will ask for additional information about the program, and a final decision on eligibility will be made by the Japan Bowl Director and Chair of the Japan Bowl Committee.

## Student Eligibility

**In addition to team eligibility, each member of the team must meet certain requirements. The following rules about Japanese language education and experience govern the eligibility of each team member.**

**Students are NOT eligible to compete if:**

- They are a native speaker of Japanese or use Japanese at home to converse with family members
- They have studied Japanese language and culture in Japan for a cumulative three months outside of their high school curriculum
- They have participated in a homestay experience or have lived in Japan for over three (3) months cumulatively

Eligibility can be determined on a case-by-case basis and any questions about eligibility should be directed to the Japan Bowl Team at [japanbowl@jaswdc.org](mailto:japanbowl@jaswdc.org).





## Chaperones

All competing schools must be accompanied by at least one adult chaperone who is at least 21 years of age or older. Even though chaperones do not have to be Japanese language teachers, we strongly encourage that at least one Japanese language teacher accompany the students to the competition. A school may bring a total of up to three (3) chaperones.

Chaperones will be asked to present a valid government-issued photo ID such as a driver's license or passport and will be asked to sign the Chaperone Agreement in the presence of a JASWDC staff member. These chaperones must be present with their students at the University of Maryland, College Park for the entire duration of the National Japan Bowl.

Students who attend the competition without a chaperone present will not be allowed to participate in the competition.

## Observing the Competition

The Championship Round of the Competition is open to the general public, but those who wish to observe the preliminary rounds of the competition must register and pay the associated fees. All observers are invited to participate in meals, fill out a sample version of the preliminary round answer sheet, and will receive a National Japan Bowl t-shirt.

### **STUDENT OBSERVERS**

Any high school student is invited to join the competition as an official student observer whether or not they study Japanese formally or their school has sent an official team. They will also be invited to participate in cultural activities and workshops for students at the Japan Bowl. All Student Observers must sign and adhere to the National Japan Bowl Code of Conduct and abide by the dress code set forth for all students.

All student observers must be accompanied by a chaperone aged 21 or older. This chaperone may be a teacher attending from their school with competing teammates. Student Observers should also submit a Parent/Guardian Consent Form and Participant Agreement Form.

Student Observers who also wish to stay at the hotel through out the competition are welcome to share rooms with students from their own school or other schools to reduce the cost of rooms. Student Observers traveling with a competing school should consult with their teacher ahead of the competition.

### **ADULT OBSERVERS**

**Family members and friends are also invited to join students at the National Japan Bowl as observers. Any non-high school student over the age of 18 who wishes to participate in the National Japan Bowl as an adult observer must submit an observer registration form.**

Provided space is available, adult observers are invited to stay in The Hotel at The University of Maryland and may do so by following the same procedure as schools to secure rooms directly through the hotel.

The Society cannot match adult observers with other adult observers or students to cut down on cost.

## **Registering for the Competition**

Registration for the National Japan Bowl is completed online and all of the relevant links can be found on the website at [japanbowl.org](http://japanbowl.org). Participants should not mail any physical documents to the JASWDC office unless prompted. Competitors, chaperones, and observers may all pay the associated registration fees using a credit card or by check.

### **A complete Japan Bowl Application will include**

1. Completed Teacher/Lead Chaperone Registration Forms
2. Completed Individual Student Registrations Forms for each competitor
3. Completed Observer Registration Forms if applicable

**Early Bird registration for the National Japan Bowl will start on October 30th and last until December 15th.** In order to receive the discount for Early Bird registration, the Teacher or Lead Chaperone must submit their Registration form before the Early Bird Deadline to receive 100% off one chaperone fee. To receive the discount, **please use code JBEB2024** at checkout.

All other registration types must be submitted by **Monday, January 29, 2024** to be considered complete.

Teachers or Lead Chaperones must submit a Teacher/Lead Chaperone Registration Form before any other chaperones can be registered the competition. Teachers must submit information about their school and students as well as pay for any chaperone and team fees.

If you have any questions about how to register, please do not hesitate to contact us at (202) 833-2210 or [japanbowl@jaswdc.org](mailto:japanbowl@jaswdc.org) so that we can assist you with your registration.

## Schedule of Fees

Team	\$75/Team
Student	\$75/Student
Chaperone	\$75/Chaperone
Observer	\$75/Observer

## Substitution of Students and Chaperones

Substitutions are permitted for submission up to two weeks before the competition. To request a substitution of a student or chaperone who is unable to attend the competition, please send a request in writing to the Japan Bowl Team at [japanbowl@jaswdc.org](mailto:japanbowl@jaswdc.org)

## Japan Bowl App (Guidebook)

All the students, teachers and chaperones are encouraged to download the Guidebook app from <https://guidebook.com/g/#/guides/32japanbowl/details> before the competition. JASWDC will post any changes and/or updates such as venue information, schedules and the preliminary round winner announcements via the Guidebook app or the 2024 National Japan Bowl Guidebook [website](#).



## Lodging at the Competition

Students, teachers, and observers are welcome to book a stay at The Hotel through the competition hotel block. Reservations for the hotel block can be made by telephone or online. Please make sure to identify yourself as part of the National Japan Bowl Room Block when making your reservation through the Hotel's Reservations Center, 301-277-7777.

For people who prefer to book online, please click the link below and follow the prompts.

**Hotel Booking Website Link:** <https://reservations.travelclick.com/107316?groupID=4110527>

For any questions related to booking the special room rates, please contact The Hotel directly at 301-277-7777.

Rooms booked through the hotel block will be available for \$159 - \$179 (tax not included) per room depending on the room size and the number of guests. Triple/Quad rooms are limited and first-come, first-serve, so please plan/book in advance accordingly. The discounted group rate will not be available after Thursday, March 28, 2024. To further reduce the cost for lodging, students and teachers are welcome to share accommodations with students and teachers from other schools.

### [Hotel Information]

The Hotel at The University of Maryland

Address: 7777 Baltimore Ave, College Park, MD 20740


Phone: 301-277-7777

Hotel Website: <https://www.thehotelumd.com/>

Room Cost: \$159 - \$179/night

OVERNIGHT PARKING: Valet Parking \$24.00 per day maximum

Self-Parking \$12.00 per day maximum



# SAMPLE: 2023 JAPAN BOWL SCHEDULE

\*THIS IS THE SCHEDULE OF THE NATIONAL JAPAN BOWL 2023.  
ACTUAL SCHEDULE FOR 2024 WILL BE AVAILABLE VIA THE GUIDEBOOK.

## Day 1

2:00-4:30 pm National Japan Bowl Registration

2:00-4:30 pm Opportunity in Japan Information Fair

4:30-6:00 pm Dinner & Opening Ceremony

6:15-7:45 pm Preliminary Round 1

8:30-10:30 pm Late Night Conversation Round Practice

8:45-10:00 pm Late Night Teacher Networking Reception

## Day 2

8:00-9:15 am Level 2 Conversation Rounds

9:45-11:00 am Preliminary Round 2

11:00-1:00 pm Lunch

12:15-2:30 pm Level 3 and 4 Conversation Round

12:30-2:30 pm Cultural Workshops

3:00-5:50 pm Championship Round

6:30-8:15 pm National Japan Bowl Awards Ceremony

8:20 -9:00 pm Winners' Photo Session & Prize Pick-up



# COMPETITION FORMAT AND RULES

## Preliminary Rounds

### Format

The National Japan Bowl begins with two Preliminary Rounds, each broken down into two parts.

All students from one level are seated in their teams in one large room with a projector. A Japanese and English proctor are seated at the front of the room to read questions. Each team is provided with pens, scratch paper, and the official Japan Bowl answer sheet which they use throughout the round to answer questions as they are read aloud by the proctors.

Questions will be read aloud only once, but the Japanese language portion of any listening comprehension question will be read twice. Each question is accompanied by a visual cue presented on a PowerPoint slide and students will be asked to write their answers on their answer sheet.

Students will have 30 seconds to answer each question before the proctor reads the next question, and they may go back to answer any incomplete questions at any point during that part of the round BEFORE the proctor tells them to STOP. The proctor will announce a 10 second warning at the 10 second mark between questions to give students a sense of the amount of time they have.

Students will answer a total of 90 questions over both rounds (50 in Round 1 and 40 in Round 2). Each question is worth 2 points and must be answered based on the instruction given in the question. At the end of part 1 of either round, students will be asked to change tables to ensure that all teams have an equal chance to be close to the screen at the front of the room.

Each round is followed by an Answer Review session in which proctors review the answers to the questions once the round is completed.

*All preliminary rounds are closed to the general public. Only participants who have pre-registered to attend the preliminary round as an observer will be admitted to observe a preliminary round.*

## General Rules for Competitors

Students and observers may not leave the room at any point during the round and must remain seated. Those who do leave the room will not be allowed to reenter.

Students are permitted to discuss questions with their teammates during the round but should do so quietly as to not disrupt other teams or accidentally give away an answer.

The National Japan Bowl follows the SAT rules. All personal belongings must be kept on the floor and all watches, cellphones, and electronic devices must be turned off and stowed securely throughout the round, including during the Answer Review.

Teachers and students are permitted to discuss the questions and their answers after a round is complete. However, under no circumstance should ANYONE – student or teacher – make any of the questions or answers known to the public via any electronic network. If a team violates this rule, their score may be invalidated and any awards or recognition given to that team must be forfeited.

<b>Answer Icons</b>	
<b>EN</b>	English
<b>JP</b>	Any combination of Japanese (kanji, hiragana, katakana, or romaji)
ひら	Hiragana
カナ	Katakana
漢	Kanji
<b>ABC</b>	Multiple choice
<b>RO</b>	Romaji*
<b>123</b>	Western numerals
<b>PN</b>	Proper Noun**
*Hepburn, Kunrei,-shiki, or Nippon-shiki styles of romaji are accepted. ** Japanese names should be written Last Name first (eg. Kurosawa Akira)	

## Description of a Complete Answer and a Partial Credit Answer

Certain questions have only one accepted answer. A complete answer in this case will contain all necessary elements to adequately answer the question, including proper form (as determined by the answer icon) and labels.

To answer questions completely, students should aim to be as specific as possible. For example, if the correct answer is “black motorbike,” an answer of “bike” would not be acceptable.

Other questions, however, may offer partial credit. These questions may have specific requirements for partial credit. For example, if the answer to a question is “black motorbike,” students may receive partial credit for simply answering “motorbike.” However, students would not receive any credit for the answer “bike.” Despite the existence of partial credit, students are encouraged to be as specific as possible in their answers to have a higher chance of achieving full credit.

## Conversational Round - Format and Rules

National Japan Bowl judges will hold a Conversation Round with each team to judge the speaking ability and communication and presentation skills of each team member. Please refer to the study guide for each level’s content.

The Conversation Round is graduated. Level 2 teams will participated in an Interview Round while Level 3 and 4 teams will participate in one-on-one conversations with other students.

All conversation rounds are closed to teachers, chaperones, other students, and the general public. Observers MAY NOT attend the conversation round. Judges will not ask for any specific personal information from students and at no point should students share the name of their school with the judges.



## Level 2 Interview Round

Each team will be assigned a 5-6 minutes time slot to meet with two Japanese-speaking judges, one native Japanese and one American with native-level fluency. The native speaker judge will direct a conversation with the team in Japanese. Students will open with a short self-introduction and will be asked a series of questions based on their self-introduction or based on the directions provided in the National Japan Bowl Team Study Guide.

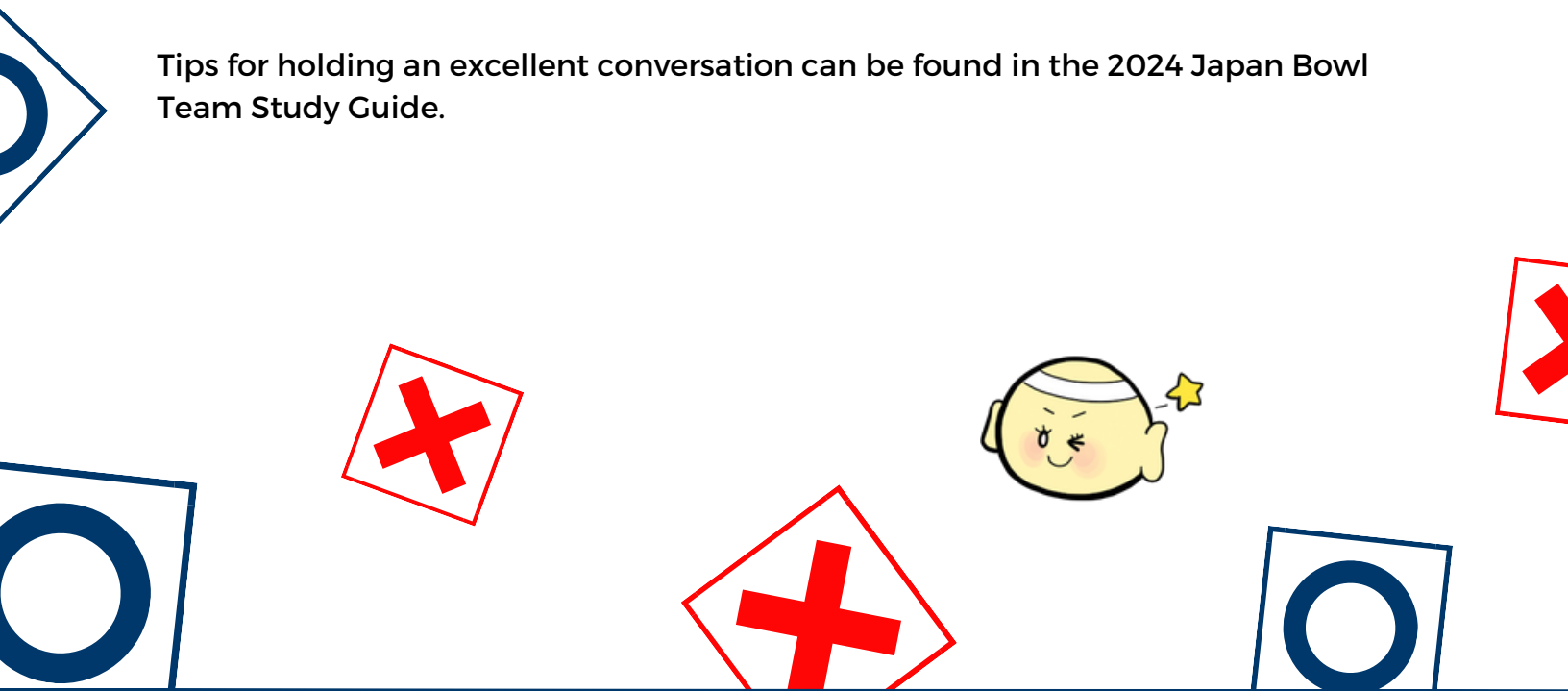
## Level 3 & Level 4 Format

Level 3 and 4 Conversation Rounds will ask students to engage in conversation with other Japan Bowl students of the same level to test their ability to carry a conversation and be a responsive and enthusiastic conversation partner.

Students will be assigned a session time in advance and are expected to arrive to check in at least 5 minutes prior to their assigned conversation round time.

Each student will be paired with another student of the same level from a different team and given a 5 minute time slot in advance of the competition. A Japanese judge, accompanied by a Conversation Round Assistant, will observe the conversation and score student performances. Students may be awarded prizes for exceptional performance.

Tips for holding an excellent conversation can be found in the 2024 Japan Bowl Team Study Guide.



## National Championship Round

The scores from both preliminary rounds are combined to determine the top five teams at each level. The top three finalist teams are announced after judging is completed for Preliminary Round 2. The top three finalists are invited to compete on stage for the National Japan Bowl Championship Round.

If any of the qualifying teams are not present at the time of announcement, the next runner-up team will replace the missing team. Scores from the Preliminary Rounds will not be carried over to the Championship Round. Only scores counted during that round will count towards final placements.

### Format

The National Japan Bowl Championship Round takes place on stage before a live audience. Unlike other rounds of the competition, this one is open to the public as well as all other competitors and observers.

First, students will deliver an introduction to the audience and judges in the form of a short “Team Shokai”. They will then participate in three rounds: the Individual Round, Team Round, and Toss-Up Round. During these rounds students will be asked to answer questions in a few different ways, but questions will ONLY be read once.

### Team Shokai (Introduction)

The Team Shokai is a team public speaking opportunity for a group of students to show off their speaking and writing skills. Prior to the competition, ALL Japan Bowl students must submit a Team Shokai. You never know what might happen at the National Japan Bowl so it is best to be prepared. Instructions for the Team Shokai will be released as shukudai (homework) ahead of the competition.

Each Japan Bowl team should prepare a quick introduction of their team where each member has a chance to speak for at least 30 seconds each. The topic for the Shokai may vary each year.

### **Individual Round - 6 total questions; 2 questions per team**

Two students per team are chosen by random wheel spin to present a sentence using a particular phrase from the study guide out loud. Once given their phrase, they will have 30 seconds to formulate a sentence and answer the question. Their answer to the question will be judged by a special live "Marubatsu" judging panel of native Japanese speakers. If a majority of the judges raise a blue circle, the answer to the question is accepted. If the majority of the judges raise a red "X" the answer to the question is marked incorrect. Students MAY not confer with their teammates during this round.

### **Team Round - 8 total questions**

All three teams will be read the question at the same time and asked to show their answers written on a white board. Answers are judged live by championship round judges. Students ARE allowed to confer with their teammates during this round. If an answer to a question is too difficult to read, the question may be marked as incorrect.

### **Toss-Up Round - 15 total questions**

During the final round of the Championship Round, each student must use a handheld buzzer to "buzz in" before answering a question. Students may buzz in at any point during the question, but they ARE NOT allowed to confer with their teammates before answering. Incorrect, early buzz-in answers will be penalized. Only one student per team may answer a question for their team so if the answer is incorrect, another student from that team may NOT buzz in to answer again. If a student buzzes in before a question can be read completely, they must answer the question before it is read completely.

During this round, students may also encounter Bonus Questions. If a team gets a question correct, they may have the chance to answer an attached bonus question. Students ARE allowed to confer to answer the bonus question and will have 30 seconds to do so.

### **Championship Round Tie-breakers**

Tie-breakers may only occur at the end of the Toss-Up Round. If a tie is declared, a series of three toss-up questions will be asked to the two teams between which the tie is held. Unlike regular and bonus Toss-Up Questions, there will be no powerpoint slides for the tie-breaker questions.

## Grounds for Disqualification from the Competition

Following are the possible grounds for the disqualification of a student or team from the competition. JASWDC has the sole right to determine, in its own judgment, whether any action requires disqualification.

1. Challenging or showing lack of respect to National Japan Bowl officials, staff, or volunteers by a student, teacher, or chaperone
2. Inappropriate dress
3. Use of offensive language (verbal or otherwise)
4. Substantial violation of the rules of The Hotel at The University of Maryland or the University of Maryland
5. Misrepresentations and/or other irregularities on an application form which become apparent at the time of registration or during the competition.
6. Cheating or dishonesty
7. Violation of the National Japan Bowl rules about photographic equipment and electronic devices, including watches, that are capable of recording, photographing, or transmitting
8. Making the questions or answers known to others via any kind of communications network, including email and social media

Depending on the severity of the infringement, JASWDC also may prohibit the student(s) concerned, the entire team, and/or the school from participating in the National Japan Bowl at any Level in the following year. We therefore ask students, parents/guardians, and teachers to encourage appropriate behavior, in order to ensure that there are no misunderstandings.



## APPENDIX

- Japan Bowl Code of Conduct
- Study Tips
- Sample Questions

### National Japan Bowl (NJB) Code of Conduct

To provide a safe, secure environment and a fair competition for all its guests, the Japan-America Society of Washington DC (JASWDC) requires all NJB participants to adhere to the National Japan Bowl Code of Conduct. Adult chaperones and group leaders are responsible for enforcing this Code.

#### Dress Code

- Business attire or NJB t-shirt\*
- Close-toed shoes

\*No jeans, shorts, athletic wear, flip-flops, caps, etc. (religious head coverings are permitted)

#### Japan Bowl Lanyards

- Required of all participants (students, teachers, observers) throughout the NJB and for entry into all competition rounds and NJB-sponsored events. Those without lanyards may be denied entry.

#### Technology Use

- All technology use is strictly prohibited during NJB competition rounds, including but not limited to calculators, cell phones, laptops, tablets, and electronic watches. Students requiring electronic devices to compete must obtain prior written consent from the NJB.
- No photographing or otherwise documenting competitions and answer reviews.

### **Cheating and Academic Dishonesty**

- Competition participants may not use any material that may give them an unfair advantage over other participants during the competition, including textbooks, study guides, notes, etc.
- No copying, screenshotting, photographing, recording, and sharing questions and answers with anyone outside the competition rooms.

### **Curfew**

- NJB students may not use common areas between 11 pm and 6 am. Teachers and chaperones may set earlier curfews for their own students on their own authority.

### **Alcohol and Controlled Substances**

- Possession or use of alcoholic beverages or controlled substances is strictly prohibited at the NJB and is grounds for dismissal from the competition. In addition, public intoxication of minors is illegal in the State of Maryland and is punishable by law.

### **Assault, Harassment, and Discrimination**

- Any NJB participant found to have assaulted or harassed a competitor, chaperone, observer, conference center guest, JASWDC or hotel staff member will be dismissed from the competition and will be reported in accordance with Maryland State Laws and University of Maryland policy.

## Covid-19 Guidelines

- All NJB participants must comply with Prince George's County and University of Maryland's campus health policies. Participants are responsible for checking the [University of Maryland's COVID-19 policy for Visitors and Affiliates](https://umd.edu/umd-campus-affiliate-and-visitor-guidelines-during-covid-19) (<https://umd.edu/umd-campus-affiliate-and-visitor-guidelines-during-covid-19>) before arriving at the competition. Failure to adhere to health guidelines while at the competition may result in dismissal from the competition.

Students and their teams may be disqualified for violating any policies outlined in the NJB Code of Conduct or any policies set forth by the competition hotel and the competition venue. JASWDC has the sole right to determine whether any action requires disqualification.

## Study Tips

- **Find a way to memorize that works for you.** Yes, the language lists included in the study guide are intended for you to memorize. You should know how to use them in a sentence, but you should also be able to recall them as quickly as you can recall hiragana. Whether it's writing the kotowaza over and over again by hand or using other apps like Anki, Mochi Cards, or Clozemaster, the way you memorize is up to you. Be patient with yourself and find a study method that works for you.
- **Japan Bowl Questions are not just trivia questions.** While Wikipedia deep-diving can be fun and a good way to start learning about topics in Japanese culture, make sure that you branch out and look for patterns in information. The questions vary in difficulty, but overall, the question writers try to ask questions about aspects of Japanese culture that will help broaden your understanding of Japanese language and culture.. When studying for the non-language section start very broad and work your way down to smaller details. Chances are if it appears several times, we're thinking about it too.
- **Divide and Conquer.** Talk to your teammates and split up the topics – language and non-language – based on what you each are most interested in. That way, you have time to hone in on something you love.
- **Share information!** Though you aren't all competing at the same level, it's important that you all work together to conquer the Japan Bowl study guide.
- **Don't dismiss a topic just because it isn't your favorite.** The National Japan Bowl topics are designed to help you build a wealth of contextual knowledge about Japan. Plus, there is always a way to find something curious in subjects you don't think are that interesting.



- **Go beyond Wikipedia and NHK Easy!** Wikipedia is a great place to start and it's great to keep up with Japanese current events, but remember that you can use the sources on a Wikipedia page to find out more about a subject AND you shouldn't be afraid of material in Japanese. Download a browser extension like Rikaikun or use Hiragana Megane to open up that Wikipedia page in Japanese. Read Japanese tweets, watch videos in Japanese, and try to find out what Japan says about its culture. You might learn something new! If you're looking for more Japanese language and culture learning resources, check out the National Japan Bowl Resources Page for student picks and staff favorite.
- **Always be prepared.** You never know what could happen at the National Japan Bowl. Even if you don't think your team will make it to the Championship Round, make sure to write a Team Shokai and submit it for the Championship Round. We love to see your entries and it can help you learn something new about yourself and your teammates.
- Last but not least, **remember to have fun!** The National Japan Bowl is a learning experience and part of that experience is learning where your passion for Japanese language can take you. You might meet amazing new friends, find a new hobby you love, or just get some really really good music recommendations. Approach the Japan Bowl with an open mind and remember to take a break from studying to meet other students and attend a workshop or two.



## Sample Questions

The following are actual questions that were used during the competition. They show the wide range and style of questions used during the Japan Bowl Rounds, as well as the way in which the questions are posed.

<b>ON THE SCREEN:</b>	Woodblock print of the Satsuma Rebellion
<b>MODERATOR:</b>	The Japanese often wrap gifts in a square cloth, like this. What is the name of this cloth? Write your answer in hiragana.
<b>ANSWER:</b>	ふろしき

<b>ON THE SCREEN:</b>	Picture of something wrapped in a furoshiki.
<b>MODERATOR:</b>	Who was the leader of the Satsuma Rebellion of 1877? Write your answer in Romaji.
<b>ANSWER:</b>	Saigo Takamori (or Saigo)

<b>ON THE SCREEN:</b>	Picture of a Shinto priest doing "oharai"
<b>MODERATOR:</b>	This priest is performing a common ritual. What does it signify? Write your answer in English.
<b>ANSWER:</b>	Purification / driving out evil spirits

<b>ON THE SCREEN:</b>	令 新 水 風
<b>MODERATOR:</b>	Answer in Japanese. Every year in Japan, one particular kanji is named “the Kanji of the Year” based on the results of a nationwide vote. On the screen are some of the kanji among the top 10 voted by people in Japan last year. Use two of the kanji on the screen to make a word that means ‘new breeze’ or ‘new phase’ and say it out loud.
<b>ANSWER:</b>	新風（しんぷう、しんふう may be accepted）

<b>ON THE SCREEN:</b>	Gradually revealing sentences: 妹（）ボーイフレンドに会いました。 お兄さんがピアニスト（）友だちがいます。 明日は、雨（）はずです。
<b>MODERATOR:</b>	Three unrelated sentences will appear on the screen one by one. All three sentences are missing the same particle. What is the missing particle?
<b>ANSWER:</b>	の

<b>ON THE SCREEN:</b>	A. 今年日本へ行きました。 B. 来年日本へ行くほうがいいです。 C. まだ日本へ行ったことがありません。
<b>MODERATOR:</b>	Choose the sentence closest in meaning to the following: 来年日本へはじめて行きます。
<b>ANSWER:</b>	C

<b>ON THE SCREEN:</b>	Picture of Abdul Hakim Sanibrown
<b>MODERATOR:</b>	Listen carefully. The question will be asked in Japanese. 僕は福岡で生まれました。母は日本人、父はガーナ人です。僕は100メートルを9秒97（きゅうなな）で走り、日本新記録を作りました。今は、フロリダ大学で勉強しています。僕の名前は何か？ 英語で教えてください。I will repeat.
<b>ANSWER:</b>	(Abdul Hakim) Sanibrown

<b>ON THE SCREEN:</b>	先週 兄弟 時間 曜日
<b>MODERATOR:</b>	One of these kanji compounds does not belong in the same category as the others. Which one? Write your answer in Kanji.
<b>ANSWER:</b>	兄弟 （きょうだい）

<b>ON THE SCREEN:</b>	ぼうしを_____とあたたかくなりますよ。
<b>MODERATOR:</b>	In hiragana, fill in the blank with the appropriate verb.
<b>ANSWER:</b>	かぶる

<b>ON THE SCREEN:</b>	番
<b>MODERATOR:</b>	How many strokes are in this kanji?
<b>ANSWER:</b>	12



<b>ON THE SCREEN:</b>	Picture of ramen bowl
<b>MODERATOR:</b>	Listen carefully. The question will be asked in Japanese. You are at a ramen shop where you can customize your ramen with different toppings. 日本語で教えてください。あなたは600円のしょうゆラーメンに、チャーシューと、のりのトッピングを追加で注文しました。チャーシューは100円、のりは10円です。あなたのしょうゆラーメンはいくらになりますか。
<b>ANSWER:</b>	710円

<b>ON THE SCREEN:</b>	1972 Olympic Winter Games photograph
<b>MODERATOR:</b>	Japan has hosted the Olympic games four times. Which city hosted the first Winter Olympic Games in Japan in 1972? Write your answer in Rōmaji.
<b>ANSWER:</b>	Sapporo

<b>ON THE SCREEN:</b>	A. 物 B. 楽 C. 服 D. 真
<b>MODERATOR:</b>	Of the kanji shown on the screen, which two have the same number of strokes? Choose the correct answers.
<b>ANSWER:</b>	A and C

<b>ON THE SCREEN:</b>	Picture of a Japanese resume
<b>MODERATOR:</b>	Listen carefully. The speaker is talking about the differences between Japanese and American ways of writing resumes. 日本とアメリカの履歴書は違いがいろいろあります。例えば、日本の履歴書は、一番古い仕事を最初に書いて、一番新しい仕事は最後に書きます。しかし、アメリカの履歴書は、反対です。一番新しい仕事から書きます。Here is the question. According to the speaker, what is the difference between Japanese and American ways of writing resumes? Write your answer in English.
<b>ANSWER:</b>	Japanese resumes list jobs from oldest to newest; American resumes list jobs are the reverse -- newest to oldest.

<b>ON THE SCREEN:</b>	色
<b>MODERATOR:</b>	In kanji, write the names of any three colors.
<b>ANSWER:</b>	Possible answers include: 黒白赤青

<b>ON THE SCREEN:</b>	わたしのなまえは、田中さんです。
<b>MODERATOR:</b>	What is wrong with this sentence? Answer in English.
<b>ANSWER:</b>	You should not call yourself "san."



THE JAPAN-AMERICA SOCIETY  
OF WASHINGTON DC

J★PAN  
B●OWL

© 2024 by The Japan-America Society of Washington, Inc.

Japan Bowl® is a registered trademark of The Japan-America Society  
of Washington, Inc.

The Japan Bowl name and logo may be used only with the  
permission of The Japan-America Society of Washington, Inc.